



**Hospital Corporation of China Limited**  
**弘和仁愛醫療集團有限公司**

(Stock Code: 3869)

**ANNUAL RESULTS ANNOUNCEMENT**  
**FOR THE YEAR ENDED DECEMBER 31, 2021**

Company Board Directors  
under review Group we year

## FINANCIAL HIGHLIGHTS

As at December 31,  
2021 2020

5

## CEO'S STATEMENT

▼ ▼

▼

▼

▼

▼

▼

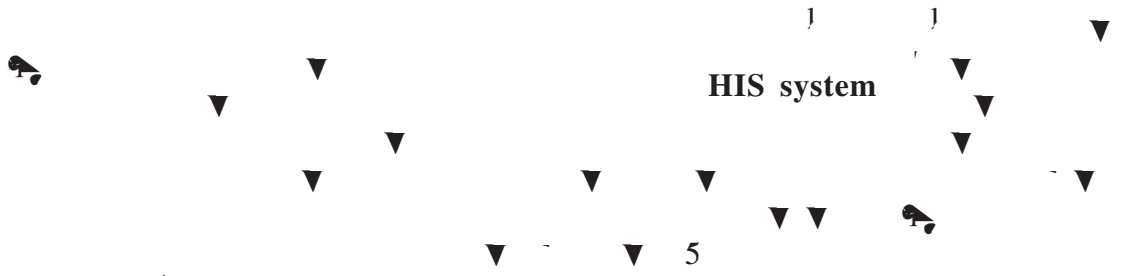
▼

▼


▼

▼

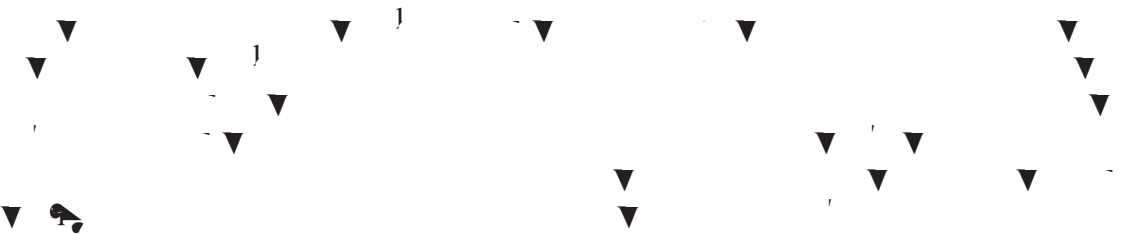
**3. Construction of group information system.**




**4. Employee incentives.**



**5. Functional improvement and cost control of the Group headquarters.**



**(II) Optimizing the capital structure:**



**III. Social Responsibility**



《醫院職工補充養老制度改革實施方案》

IV. Outlook




《醫院職工補充養老制度改革三年行動計畫》

《醫院職工補充養老制度改革三年行動計畫》

Acknowledgment

Chen Shuai

# CONSOLIDATED STATEMENT OF COMPREHENSIVE INCOME

|   |       | Year ended December 31, |      |
|---|-------|-------------------------|------|
|   | Notes | 2021                    | 2020 |
| Revenue   | 5     | 5                       | 5    |
|    |       |                         |      |
| Gross profit  |       | 5                       | 5    |
|    |       |                         |      |
|   |       | 55                      | 5    |
| ▼   |       |                         |      |
| ▼   |       |                         |      |
| Operating loss  |       | 5                       | 5    |
|   |       |                         |      |
| Loss before income tax  | 5     | 5                       | 5    |
| Loss for the year   |       |                         |      |
| ▼   |       |                         |      |
| ▼   |       |                         |      |
|  |       |                         |      |
| Total comprehensive loss for the year   |       |                         |      |

# CONSOLIDATED BALANCE SHEET

|   | Notes | Year ended December 31, |      |
|---|-------|-------------------------|------|
|   |       | 2021                    | 2020 |
|   |       | 5                       | 5    |
| <b>ASSETS</b>                                       |       |                         |      |
| <b>Non-current assets</b>                           |       |                         |      |
| 5 ▼   |       | 5                       | 5    |
| ▼   |       | 5                       | 5    |
| ▼   |       |                         | 55   |
|   |       |                         | 5    |
|   |       |                         |      |
| <b>Total non-current assets</b>                     |       |                         |      |
| <b>Current assets</b>                               |       |                         |      |
| ▼   |       |                         | 5    |
| ▼   |       | 5                       | 5    |
| ▼   |       | 5                       |      |
| ▼   |       |                         |      |
| ▼   |       |                         |      |
| ▼   |       |                         |      |
| <b>Total current assets</b>                         |       | 5                       | 5    |
| <b>Total assets</b>                                 |       |                         |      |
| <b>EQUITY</b>                                       |       |                         |      |
| <b>Equity attributable to owners of the Company</b> |       |                         |      |
| ▼   |       | 5                       | 5    |
| ▼   |       | 5                       |      |
| ▼   |       |                         |      |
|   |       |                         | 5    |
|   |       | 5                       |      |
| <b>Total equity</b>                                 |       | 5                       |      |

Year ended December 31,  
2021 2020

Notes

5

5

**LIABILITIES**

**Non-current liabilities**



55 5







|                              | General hospital services | Hospital management services | Sale of pharmaceutical products | Elimination | Unallocated | Total |
|------------------------------|---------------------------|------------------------------|---------------------------------|-------------|-------------|-------|
|                              | 5                         | 5                            | 5                               | 5           | 5           | 5     |
| Year ended December 31, 2021 |                           |                              | 5                               | 55          |             | 5     |
|                              |                           |                              |                                 | 55          |             |       |
|                              |                           |                              | 5                               |             |             | 5     |
| 5                            |                           |                              |                                 |             |             |       |
|                              | 55                        | 5                            | 5                               |             |             |       |
|                              |                           |                              | 5                               |             |             | 5     |
| EBITDA                       |                           | 5                            | 5                               |             |             | 5     |
|                              |                           |                              |                                 |             |             | 5     |
|                              | 5                         | 5                            |                                 |             |             |       |
| As at December 31, 2021      |                           | 5                            |                                 |             |             | 5     |
|                              | 5                         | 5                            |                                 |             |             |       |
|                              |                           | 5                            |                                 |             |             |       |
|                              | 5                         | 5                            |                                 |             |             |       |

|                              | General hospital services | Hospital management services | Sale of pharmaceutical products | Unallocated | Total |
|------------------------------|---------------------------|------------------------------|---------------------------------|-------------|-------|
|                              | 5                         | 5                            | 5                               | 5           | 5     |
| Year ended December 31, 2020 |                           |                              | 5                               |             |       |
|                              |                           |                              | 5                               |             |       |
| 5                            |                           |                              | 5                               |             | 5     |
|                              |                           |                              | 5                               |             | 5     |
|                              |                           |                              | 5                               |             | 5     |
| EBITDA                       | 5                         |                              | 5                               |             | 5     |
|                              | 5                         |                              | 5                               |             | 5     |
|                              |                           | 55                           |                                 | 5           | 5     |
| As at December 31, 2020      | 55                        | 5                            |                                 |             | 5     |
|                              | 5                         |                              |                                 |             | 5     |
|                              |                           |                              | 55                              |             |       |
|                              | 5                         |                              |                                 |             | 5     |

4 Other gains – net

|  | Year ended December 31, |      |
|--|-------------------------|------|
|  | 2021                    | 2020 |
|  | 5                       | 5    |
|  | 5                       | 5    |
|  |                         | 5    |
|  |                         | 5    |
|  | 5                       |      |



6 Loss per share

|                        | Year ended December 31, |      |
|------------------------|-------------------------|------|
|                        | 2021                    | 2020 |
| Basic loss per share   | 5                       | 5    |
| Diluted loss per share | 5                       | 5    |

7 Trade receivables

|                                 | As at December 31, |      |
|---------------------------------|--------------------|------|
|                                 | 2021               | 2020 |
| Trade receivables               | 5                  | 5    |
| Allowance for doubtful accounts | 5                  | 5    |
| Net trade receivables           | 5                  | 5    |

|                                 | As at December 31, |      |
|---------------------------------|--------------------|------|
|                                 | 2021               | 2020 |
| Trade receivables               | 5                  | 5    |
| Allowance for doubtful accounts | 5                  | 5    |
| Net trade receivables           | 5                  | 5    |

**8 Trade payables**

|  |  | <b>As at December 31,</b> |             |
|--|--|---------------------------|-------------|
|  |  | <b>2021</b>               | <b>2020</b> |
|  |  | 5                         | 5           |
|  |  | 5                         | 5           |
|  |  | 5                         | 5           |





# BUSINESS OVERVIEW

## Business positioning



## INDUSTRY OVERVIEW





**Time**


**Event**



**Time**

**Event**

5



Time

Event

杭州金厚樸企業管理有限公司 Hangzhou Jinhoubo 杭

洪江鑫 洪楊

浙江大佳醫療器械有限公司 Zhejiang Dajia

Medical Consumables and Equipment Procurement Agreement

5 5

友力醫藥有限公司 Zhejiang Zhongyouli 浙江中  
洪江鑫 洪楊

Medicine Procurement Agreement

**Time**

**Event**

5

**Oriental Ally Option**


金中心(有限合夥)  
Hony 2015  
Hony Tianjin  
有限公司  
Kangshou

**Acquisition of Put**  
弘毅貳零壹伍(深圳)股權投資基  
弘毅投資管理(天津)有  
弘毅康壽管理諮詢(上海)

**Shareholders Letter**


浙江弘和致遠醫療科技有限公  
司  
Zhejiang Honghe Zhiyuan  
有限公司  
Subsequent Acquisition

**Guangsha Minority Undertaking**  
浙江廣廈醫療科技  
Remaining Interests




**Time**

**Event**



**Bonds**      **Leap Wave**      **LW Convertible**  
**Terms of LW Convertible Bonds**      **Alteration of**

5





**Time**

**Event**









Financial assets  
at fair value  
through  
profit or loss

Name of monetary funds

Balance as at  
December 31,  
2021  
(including  
dividend  
income)

5

農銀安心半年開放第六期人民幣理財產品 尊享版

農銀匠心靈動 5 天人民幣理財產品

農銀時時付開放式人民幣理財產品

式淨值型理財產品 乾元 - 惠眾(日申季贖)開放

開放式淨值型理財產品 乾元 - 惠眾(日申月贖)

開放式淨值型理財產品 乾元 - 惠眾(日申周贖)

Prospectus

# LIQUIDITY AND CAPITAL RESOURCES







**MATERIAL ACQUISITIONS AND DISPOSALS OF SUBSIDIARIES, ASSOCIATES AND JOINT VENTURES**

**SIGNIFICANT INVESTMENTS AND FUTURE PLANS FOR MATERIAL INVESTMENTS OR CAPITAL ASSETS**

**EXPOSURE TO FOREIGN EXCHANGE RISK**

**PLEDGE OF ASSETS**





**PURCHASE, SALE OR REDEMPTION OF THE COMPANY'S LISTED SECURITIES**

**COMPLIANCE WITH THE CODE ON CORPORATE GOVERNANCE PRACTICES**

CG Code

5

Mr. Chen

**COMPLIANCE WITH THE MODEL CODE**

Model Code

5

**AUDIT COMMITTEE**

Audit Committee

5

## EVENTS AFTER THE YEAR UNDER REVIEW

Jingyouzhi  
Technology

杭州靜有智企業管理有限公司 Hangzhou

建德大家中醫藥科技有限公司 DJ Pharmaceutical

5